

MOBLE MULTIMEDIA AND WEB TECHNOLOGIES BASED - UKM E-BUSINESS B2C2B TRADING PLATFORM ONLINE SERVICE

LIU ZHENGYI

Assoc.Prof.Ts.Dr.Nurhizam Safie Mohd Satar

Fakulti Teknologi & Sains Maklumat, Universiti Kebangsaan Malaysia

ABSTRACT

Introducing a groundbreaking application that seamlessly integrates consumer social networks and shopping sites, streamlining the shopping experience for users. This all-in-one app comes packed with innovative features to enhance users' shopping journeys and promote informed decision-making. With a focus on security and authenticity, the app goes beyond traditional shopping methods. It employs cutting-edge technology to verify items before users can make purchases, ensuring they only buy genuine products, free from counterfeits or fakes. Empowering users to make savvy financial choices, the app incorporates a sophisticated algorithm that compares prices across various platforms, enabling them to find the best deals and save money on their purchases. The app's home page showcases posts from fellow shoppers, providing valuable insights into the status of items users are interested in. This feature fosters a supportive and informed shopping community. Not just another shopping platform, the app prioritizes user privacy and offers a comprehensive item portfolio and secure payment options, setting it apart from traditional methods and reducing the risks associated with online shopping. The personalized analytics feature offers users a deeper understanding of their shopping goals and decisions, enabling better planning and budget management. By curbing impulse spending and facilitating well-informed purchases, this app revolutionizes the consumer shopping landscape. On a broader scale, the app can foster fashion awareness, playing a pivotal role in securing the financial well-being of the entire consumer base. The consolidation of information on market trends can also provide valuable insights to retailers and businesses, helping them cater to their customers' needs more effectively. Experience the future of shopping with this cutting-edge application, where convenience, security, and smart decision-making converge to redefine the way we shop and connect with fashion trends.

1 INTRODUCTION

I chose to design this platform as a website to maximize its functionality and reach. To create a visually appealing and fashionable interface, I incorporated stylish elements throughout the design. The website seamlessly combines online shopping and social networking, providing a cohesive and engaging user experience. Users can explore a wide range of products from various retailers while also connecting with a community of like-minded shoppers. One standout feature is the option for users to display their items without requiring a deposit. This benefit encourages users to showcase their favorite fashion finds, fostering a vibrant and dynamic community. To ensure the authenticity of displayed items, the website includes a robust authentication system. This helps users confidently browse and discover unique pieces while avoiding counterfeit products. The home page showcases posts from other customers,

offering a fascinating peek into their fashion choices. This feature allows users to compare their items with others, promoting friendly competition and inspiring new style ideas. Overall, this fashionable website goes beyond traditional online shopping platforms by integrating social networking elements and innovative features. It creates an inclusive and inspiring space for fashion enthusiasts to connect, discover, and make informed fashion choices. Whether users seek style inspiration or wish to share their latest fashion finds, this website is the ultimate destination for fashion-forward individuals.

2 PROBLEM STATEMENT

The website aims to serve people by offering products and communication, but faces challenges in the growing and competitive online shopping market. There is no specific platform for customers to showcase their fashion achievements, and local vendors struggle to earn fair prices due to an information gap in the market..

3 RESEARCH OBJECTIVE

Newly registered users who have not placed an order will be redirected to the main interface, which is the trend community section. In this community, celebrities and hundreds of fashion enthusiasts share trendy outfit pictures, attracting users to find their favorite products. Users can also post items for identification and discussion in the free identification service forum to increase their trust and willingness to buy. These services aim to increase user engagement, improve app stickiness, and boost purchasing frequency. The platform caters to the post-95 Generation Z who prioritize quality and trendy attributes in their purchases, and the emergence of a professional sneaker identification service addresses their concerns about buying authentic products.

4 RESEARCH METHOD

The project follows the Agile development model, which allows for flexibility and adaptability. Instead of linear phases, we conduct iterative cycles, evaluating progress and adjusting development goals based on real-time requirements. Team collaboration is emphasized, enabling us to respond quickly to changes and meet user demands while keeping up with

technological advancements. Continuous iterations ensure project quality and steady progress throughout the development process.

4.1 PLANNING PHASE

During the planning phase of the project, our team will engage in thorough and comprehensive project planning activities. The primary focus will be on defining clear and achievable project objectives, outlining the scope of work, and identifying the necessary resources to successfully execute the project. One of the critical aspects of this phase is setting a realistic timeline for the project, breaking down the tasks and milestones to ensure efficient progress. We will also create a detailed budget that takes into account all the necessary expenses, including personnel costs, technology and infrastructure requirements, and any other associated expenses.

4.2 ANALYSIS PHASE

During the analysis phase, our team will undertake extensive research and delve into understanding user requirements thoroughly. The aim is to identify both functional and non-functional requirements of the system. This comprehensive understanding will serve as a guiding compass for designing and implementing the system, ensuring a clear and purposeful direction throughout the development process. By focusing on user needs and preferences, we can deliver a system that not only meets their expectations but also provides a seamless and satisfying user experience.

4.3 DESIGN PHASE

In the design phase, based on the results of requirement analysis, we will perform system architecture and interface design. Additionally, we will select appropriate technology frameworks, databases, and server environments.

4.4 TESTING PHASE

In the testing phase, the entire system will undergo comprehensive and in-depth testing, including unit testing, integration testing, system testing, and user acceptance testing, to ensure system stability and correctness.

4.5 OPTIMIZATION AND DEPLOYMENT PHASE

During the optimization and deployment phase, our focus will be on fine-tuning the system to optimize its performance and enhance the overall user experience. Through rigorous testing and refinement, we will strive to eliminate any bottlenecks or inefficiencies that may impact the system's responsiveness and usability. After successful optimization, the system will be deployed to the production environment, where it will undergo thorough testing to ensure its security, stability, and availability. We will implement stringent security measures to safeguard user data and protect against potential threats.

5 RESEARCH OUTCOME

The research outcome of this project will be a cutting-edge online medical service platform. This platform will offer patients a comprehensive range of features, including easy access to their product information, appointment bookings, resource searches, participation in medical forums, and access to product announcements. Built on mobile multimedia and web technologies, this shopping platform will provide a convenient, efficient, and reliable channel for medical services, meeting client needs, and enhancing their overall user experience. It will revolutionize the way patients interact with healthcare services and make managing medical needs more accessible and convenient than ever before.

First, we have Figure 1, the *visitor's* page. The website has a pink header with the title “Second-hand goods trading website” and a white background. It has a navigation bar with options such as “Home Page”, “Commodity information”, “Famous commodities”, “Announcement information”, “Personal Center”, and “Shopping cart”. There is also a search bar and a drop-down menu for selecting the category of the commodity. The website has sections for “Announcement information”, “Commodity information”, and “Famous commodities” where you can view items and their prices. The website also has a section for “Personal Center” where you can manage your account. The footer of the website contains copyright information and contact details.

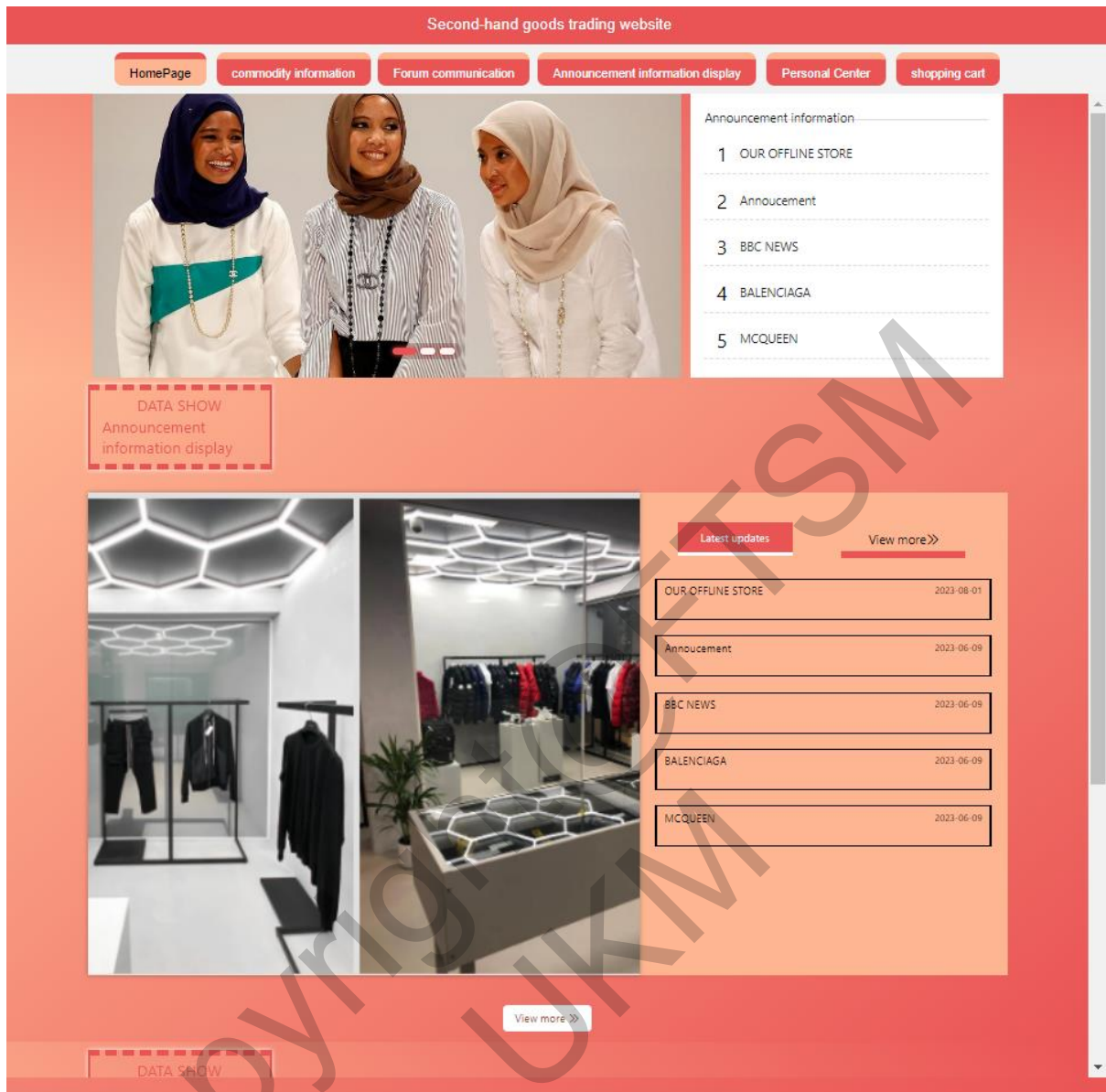


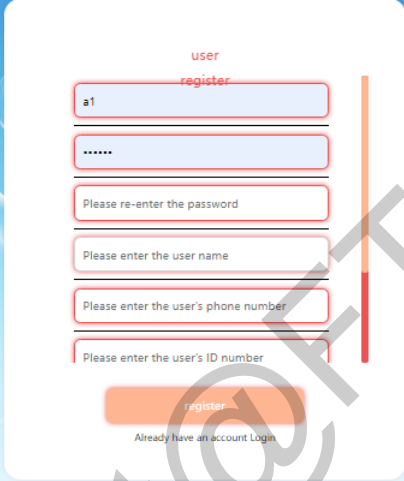
Figure 1 Visitors page

When users need to register or log in, they can click on the button on the visitor's page to access the user login interface Figure 2, where they can enter their account credentials to log in.



Figure 2 User login page

Users can complete the registration process by clicking on the "Register" button and filling out the required information. Figure 3.



The image shows a user registration form on a blue background with musical notes and bubbles. The form is titled "user register" and contains the following fields and elements:

- A text input field containing "a1".
- A password input field with masked characters "*****".
- A label "Please re-enter the password" above an empty text input field.
- A label "Please enter the user name" above an empty text input field.
- A label "Please enter the user's phone number" above an empty text input field.
- A label "Please enter the user's ID number" above an empty text input field.
- An orange "register" button.
- A link "Already have an account login" below the button.

Figure 3 Registration

After logging in, users can browse different functional sections by clicking on the top navigation bar. As shown in Figure 4, the homepage is displayed after logging in.

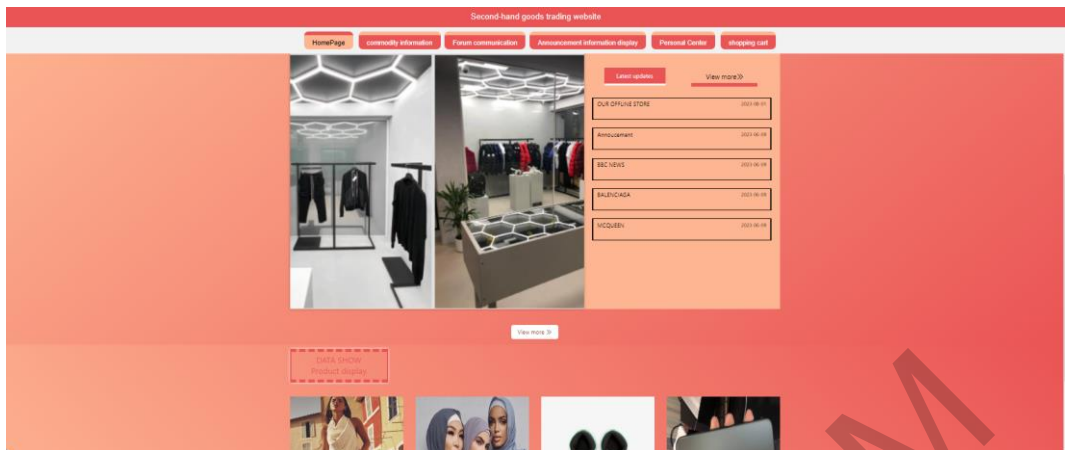


Figure 4 User homepage after login

For the commodities, users' posts and responses are arranged in chronological order, as shown in Figure 5 below.

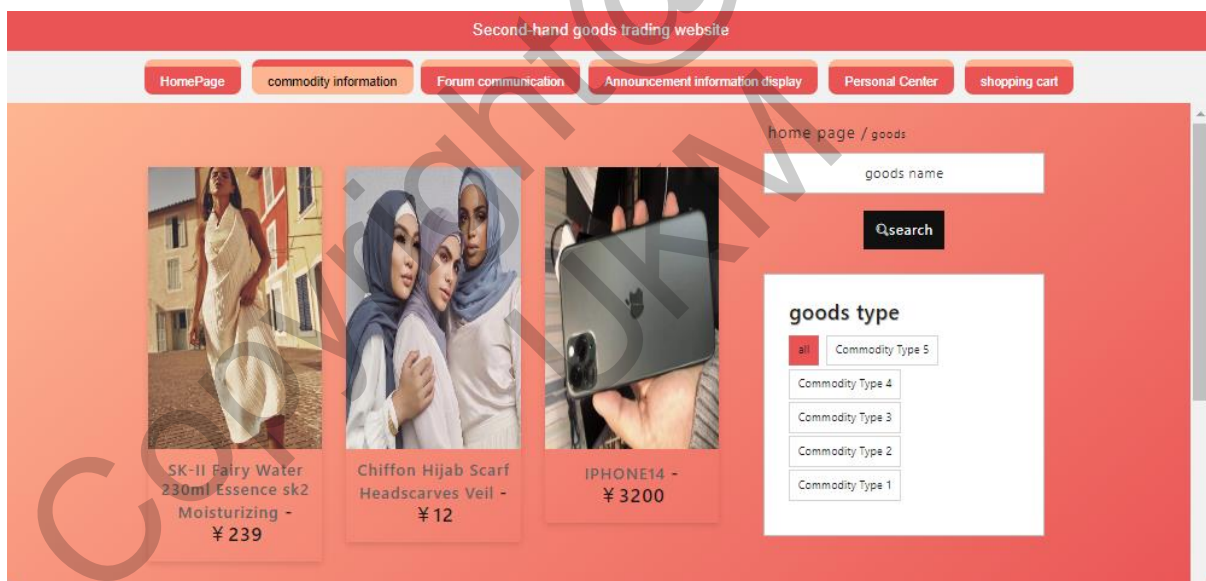


Figure 5 commodity list

Figure 6 Display of forum list



Figure 6 post list

It has a black background with a red banner at the top that displays the website's name "Second-hand goods trading website" in white. The webpage has a white rectangular box with an image of a skull made of flowers and text below it. The text describes an article about Alexander McQueen, a famous fashion designer.

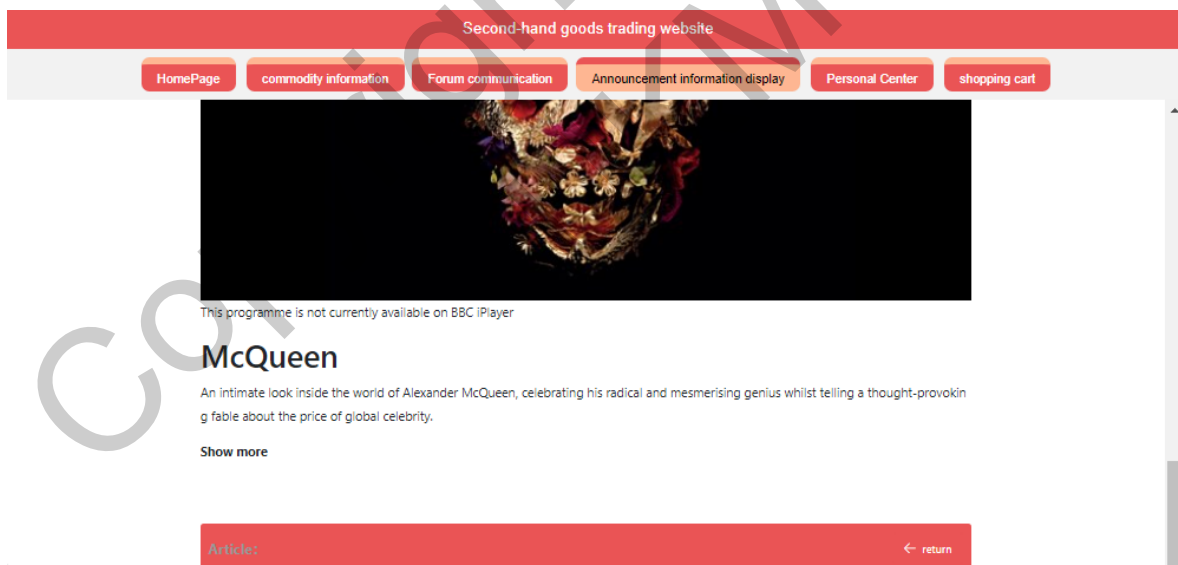


Figure 7 Announcement list picture

Figure 8 shows the structure of the personal information returned by the system after the user accesses the personal center.

Figure 8 User center

The page is divided into two sections: the left side is a menu with options such as “My personal Center”, “Shipping address”, “Product Collection”, “Product Order”, and the right side is the user’s account information. The account information includes the user’s name, phone

id	username	password	role	operations
1	admin	admin	管理员	Detail, Modify, Delete

number, email, gender, and balance. The user has the option to upload a user profile picture,

which is currently a blurred image of a person. The page has a red and white color scheme, with a red header and white background. There is a shopping cart icon in the top right corner of the page.

Figure 9 Administrator management page

In conclusion, PLAYER - Your Second-Hand Trendy Platform is a significant advancement in sustainable fashion choices. Through our comprehensive examination of the platform's purpose and solution-driven approach, we have created an enhanced user experience for buyers and sellers. By promoting the buying and selling of pre-loved fashion items, PLAYER embraces current trends while promoting eco-conscious fashion consumption.

6 CONCLUSION

OOP Online Judge berjaya dibangunkan walaupun menghadapi sedikit masalah pengkompilan kod aturcara. Sistem ini akan membantu tenaga pengajar dengan antara muka pengguna yang lebih mesra berbanding sistem sedia ada. Walaupun ada kekurangan, diharapkan sistem ini dapat dijadikan titik rujukan untuk kajian masa depan.

7 REFERENCE

- Apache. 2016. Apache HTTP Server. <https://httpd.apache.org/> [29 July 2023]
- Bootstrap. 2011. Bootstrap. <https://getbootstrap.com/> [10 June 2023]
- Google Firebase. 2016. Google Firebase. <https://firebase.google.com/> [22 June 2023]
- MySQL. 1995. MySQL. <https://www.mysql.com/> [30 July 2023]
- PHP.net. 1997. PHP: Hypertext Preprocessor. <https://www.php.net/> [1 July 2023]
- React Native. 2015. React Native. <https://reactnative.dev/> [18 June 2023]
- W3schools.com. 1999. HTML5 Tutorial. <https://www.w3schools.com/html/> [25 April 2023]
- Zurb Foundation. 2011. Foundation for Sites. <https://foundation.zurb.com/sites.html> [15 July 2023]

Liu ZhengYi(A179001)
Assoc.Prof.Ts.Dr.Nurhizam Safie Mohd Satar
Fakulti Teknologi & Sains Maklumat,
Universiti Kebangsaan Malaysia

Copyright@FTSM
UKM